

NIMBUS TABLE - FLIP-TOP

The Nimbus table is an extremely versatile range, The unique foot detail is available on a single T, double TT, Y and cruciform base, enabling small sizes where needed in spaces such as informal meeting rooms as well as large configurations for boardroom scenarios. The Nimbus table range also has a matching credenza and fixed top version to enable continuity of design and finish throughout your project.

FIRA strength tested: BS EN 15372:2008 Test Level 2



British Design



British Made



Fixed version available



10 year guarantee




Modular linking system



Power & data compatible



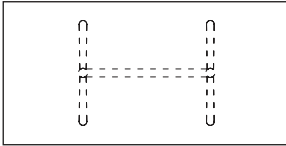
Family of products



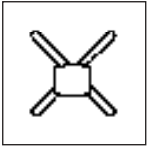
NIMBUS TABLE - FLIP-TOP

DIMENSIONS (IN MM)

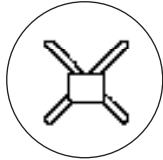
RECTANGLES
1500 X 750
1600 X 800
1800 X 900
2000 X 1000



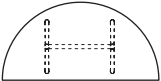
SQUARE
800 X 800



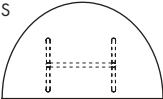
ROUND
900 Ø



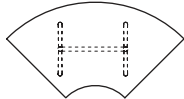
HALF ROUNDS
1800 X 900
2000 X 1000



HALF ELLIPSES
1500 X 867
1600 X 927

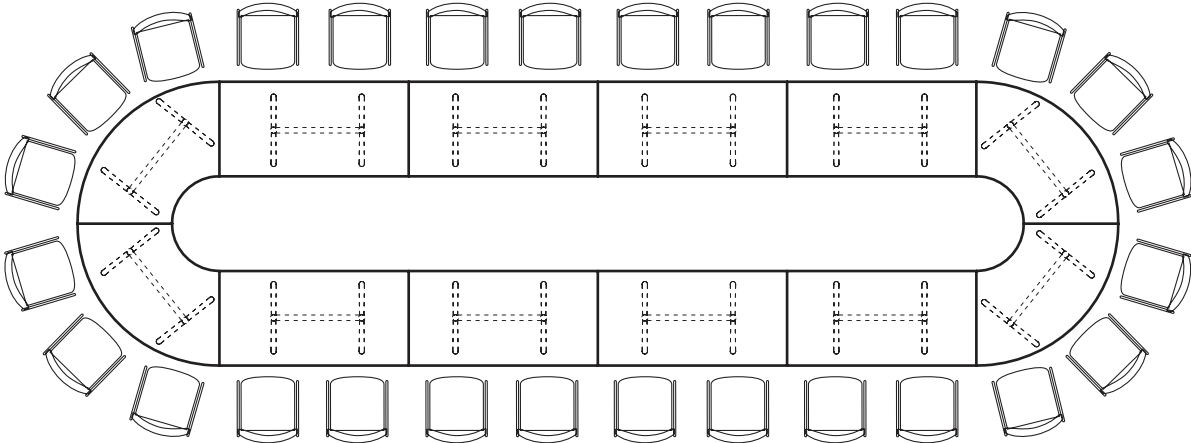


CRESCENTS
1250 X 800
1250 X 900

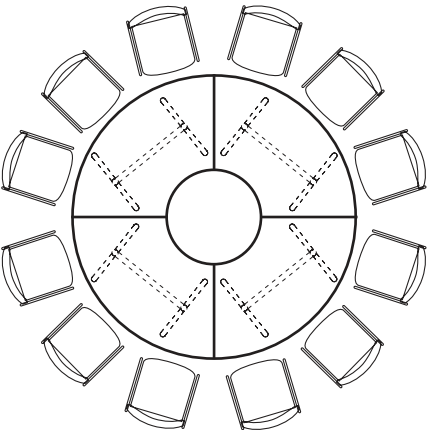


NIMBUS TABLE - FLIP-TOP

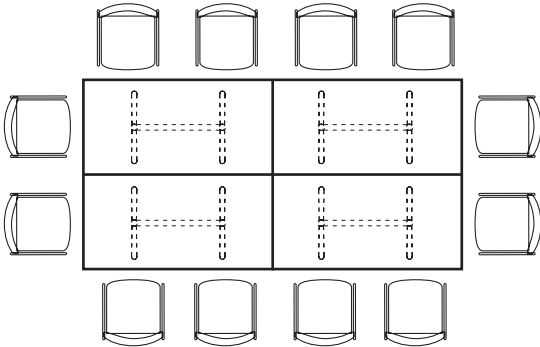
TYPICAL LAYOUTS



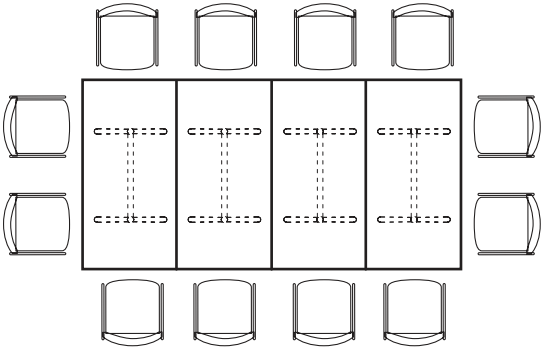
4 X CRESCENTS 1250 RADIUS X 800MM DEEP +
8 X RECTANGLES 1600 X 800MM - OVERALL DIMENSIONS 8900 X 2500MM TO SEAT 28



4 X CRESCENTS 1250 RADIUS X 800MM DEEP
OVERALL DIMENSIONS 2500 X 2500MM TO SEAT 12



4 X RECTANGLES 1600 X 800MM
OVERALL DIMENSIONS 3200 X 1600MM TO SEAT 12



4 X RECTANGLES IDEALLY 1600 X 800MM
OVERALL DIMENSIONS 3200 X 1600MM TO SEAT 12

NIMBUS TABLE - FLIP-TOP



NIMBUS TABLE - FLIP-TOP



NIMBUS TABLE - FLIP-TOP

