

SWITCH

1. Remove the top.
2. Fold the frame.
3. Switch your space in seconds.

Switch is a range of folding tables designed in Britain by Bruce High. A unique locking mechanism secures the top to the legs and a flexible scissor-style frame allows the user to assemble and disassemble the table quickly and easily.

The durable, lightweight frame can be stowed away with the detached tops on a purpose-built trolley, allowing the user to manoeuvre up to 6 tables around a building and through standard sized doorways.



British Design



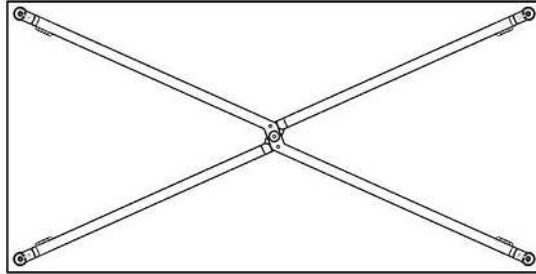
5 year guarantee

SWITCH

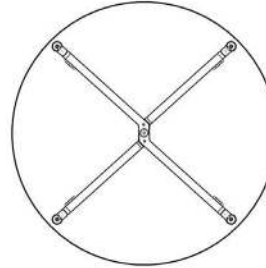
DIMENSIONS (IN MM)

RECTANGLES

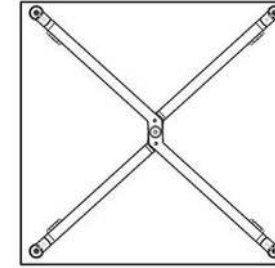
1200 X 600
1400 X 700
1500 X 750
1600 X 800
1800 X 900



ROUNDS
1000 Ø
1200 Ø

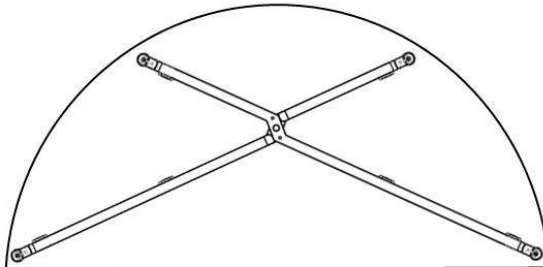


SQUARES
700 X 700
800 X 800

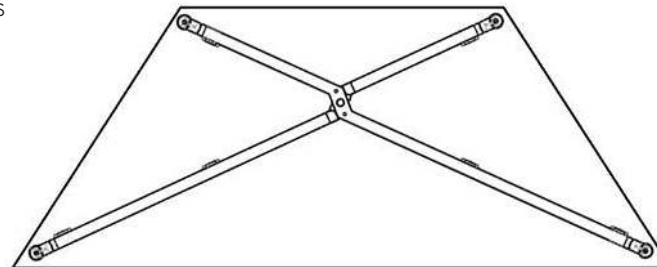


HALF ROUNDS

1500 X 780
1600 X 830



TRAPEZOIDS
1500 X 750
1600 X 800



SWITCH



SWITCH



SWITCH

